MICROMOTOR HRI019G



Rivarossi, Electrotren KLV 53
Glockenankermotor Umbau Spur H0
Coreless motor upgrade H0 gauge
Klokankermotor ombouwset H0

Warning! This product is not a toy and is not suitable for children under 14 years contains small parts. This product contains electronic parts so do not throw them in the household waste but hand them in separately. The EU WEEE directive applies.

Achtung! Dieses Produkt ist kein Spielzeug, nicht für Kinder unter 14 Jahren geeignet, enthält Kleinteile. Dieses Produkt enthält elektronische Teile. Werfen Sie diese daher nicht in den Müll, sondern getrennt einsammeln. Es gilt die EU-WEEE-Richtlinie.

Opgelet! Dit product is geen speelgoed, niet geschikt voor kinderen onder de 14 jaar, bevat kleine onderdelen. Dit product bevat elektronische onderdelen, gooi dit daarom niet bij het huisafval maar lever dit apart in. WEEE-Regelgeving van de EU is van toepassing.





Gehäuse entfernen
Remove housing
Verwijder de kap



Gehäuse entfernen
Remove housing
Verwijder de kap



Ausbau alter Motor
Take out the old motor
Demonteer de oude motor



Ausbau alter Motor
Take out the old motor
Demonteer de oude motor

© Micromotor.EU / H3D-Art



Ausbau alter Motor
Take out the old motor
Demonteer de oude motor



Ausbau alter Motor
Take out the old motor
Demonteer de oude motor



Sie brauchen dieses Teil wieder
You need this part again
Je hebt dit onderdeel wederom nodig



Ausbau alter Motor
Take out the old motor
Demonteer de oude motor



Maße prüfen
Check dimensions
Controleer de maatvoering



Die Teile des Bausatzes
Parts of the kit
Onderdelen van de ombouwset

© Micromotor.EU / H3D-Art



Die Welle ist eine Sonderfertigung
The shaft is specially made to size
De as is speciaal op maat gemaakt



Aufkleber vom alten Motor übertragen
Transferring the sticker from the old motor
Neem de sticker van de oude motor over



Drähte löten
Solder the wires
Soldeer de draden



Ritzel platzieren
Mount gear
Plaats het tandwiel



Motor platzieren
Place motor
Plaats de motor



Gehäuse platzieren
Mount body
Plaats de kap

© Micromotor.EU / H3D-Art



Gehäuse platzieren
Mount body
Plaats de kap



Umbau fertig
Upgrade complete
Ombouw gereed



Micromotor HRI019G